

# User Instructions

How to use the top loading log burner at Brompton Lakes



## GENERAL SAFETY INSTRUCTIONS

- Every stove gets hot when fired: WARNING - risk of burning!
- Avoid touching the outside surfaces when the stove is operating.
- Never leave children alone or unattended at a burning fireplace.
- Do not burn refuse or painted wood.
- Dispose of ashes only when they have cooled completely.

## TIPS & TRICKS

Wood does not ignite when stove is fired; fire just smoulders away; fire extinguishes:

- Not enough firewood
- Kindling unsuitable
- Wood too damp
- Firewood too thick
- Ashes not emptied


Heavy sooting in the firing chamber; heavy sooting on the window:

- Too little wood
- Wood too damp
- Firewood too thick

Smoke escapes from the stove:

- Assure adequate extraction in the chimney; light pilot fire
- Provide for adequate supply of air
- Empty ashes

## ABOUT THE STOVE



Design: Gaan

## FIRING THE STOVE

To open – push the handle to the back (1)  
To close – pull the handle to the front (2)



**IMPORTANT**  
The lock must engage!



Place the firewood inclined slightly towards the back in the firing chamber. The weight of the firewood presses down on the grate and the combustion air supply is opened.



Place a lighting aid at the centre and two handfuls of kindling over the top.

If you have a supply of mixed wood types these can be burned together.

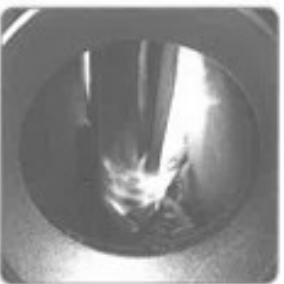


Now ignite the lighting aid and lock the door. The wood burns from the top to the bottom. Only when there is a strong blaze does the wood release its whole energy that can then be absorbed by the storage stone.




#### **ADDING MORE WOOD**

If you want to continue enjoying the flames add one or two pieces of firewood while there are enough flames visible.



The added wood ignites within a few minutes and burns from the bottom to the top. Every combustion process is different, and you will soon find the optimum time for putting on more logs.



Once the wood has burned completely and all the flames have extinguished, the combustion air supply closes automatically when there is no more weight on the grate. The heat reservoir is therefore prevented from cooling too quickly. You can enjoy the radiated heat.